

Panasonic
ideas for life

PT-LB10VU
Micro Portable XGA LCD Projector

Powerful, Compact, Quick



■ High performance, compact body

- 1600 lumens bright
- Notebook-size compact body
- Ultra-lightweight: 4.7 pounds
- Short-throw zoom lens

■ Quick operation

- 5-second speed start
- One-touch auto setup with digital keystone correction
- Direct power off

■ Sophisticated functions

- Project AI
- Index window
- Secure, anti-theft features
- Auto power off



High Performance, Compact Body

1600 Lumens Bright

A high-performance optical system combines with a high-efficiency 155-W UHM™ lamp to deliver a super-bright 1600 lumens.

Notebook-Size Compact Body

PT-LB10VU is 11.7 inches wide by 8.3 inches deep—about the size of a letter-size paper—and only 2.6 inches high. It slips easily into a bag or briefcase. The compact size makes the PT-LB10VU highly mobile and minimizes the space required for presentations or storage.



Unplug and Go

Designed for both top performance and easy mobility, the Panasonic PT-LB10VU packs an array of powerful functions into a compact, lightweight body.

The PT-LB10VU boasts an outstanding 1600 lumens of brightness.

Operation is quick and convenient. With Speed Start, the image appears in approximately five seconds after you press the power button. And when the presentation is completed, Direct Power Off lets you disconnect the power cable and move the projector right away.

These features combine with one-touch auto setup and automatic keystone correction to save you time before, during, and after a presentation. You'll find the PT-LB10VU a pleasure to use from the moment you arrive till the moment you leave.

Ultra-Lightweight: 4.7 Pounds

At only 4.7 pounds, PT-LB10VU won't weigh you down—even when you're toting along a notebook PC as well. Convenient size and weight are just two reasons why the PT-LB10VU is the logical choice for mobile presentations.

Quick Operation



Ready

5-Sec Speed Start

Switch the power on and the projector is ready in just five seconds.

Set

One-Touch Auto Setup

Simply point the projector toward the screen and press the Auto Setup button. The projector makes all the necessary settings itself.

Presentation

Go

Direct Power Off

When the presentation is finished, you can switch off the power, unplug, and leave with the projector right away.

These three functions give you a quicker start and a faster finish. They take all the trouble out of setting up, so you can concentrate on your presentation.

Short-Throw Zoom Lens

This saves space by shortening the distance needed between screen and projector. You can project a 100-inch image from about 9.8 feet away, which lets you place the projector at the front of the table.

Quick Operation

5-Second Speed Start

Speed Start slashes the time it takes to get your presentation under way. The image appears in approximately 5 seconds after you press the power button. Behind this breakthrough is Panasonic's high-precision lamp and lamp power supply—an advantage made possible by our advanced production technology.

One-Touch Auto Setup with Digital Keystone Correction

This function assures quick and easy setup. The projector handles the basic image adjustments, from phasing to vertical and horizontal position. The built-in gravity sensor detects the projector's angle relative to the floor and corrects for vertical keystone distortion accordingly.

Direct Power Off

When the presentation is completed, Direct Power Off lets you disconnect the power cable and move

the projector right away* because the cooling fan keeps operating until the lamp is cooled.

* The projector cannot be placed into a bag until the cooling fan stops operating.

Auto Search

This detects which signal is input and switches automatically. It also memorizes the input last used so that you don't have to press the Input Select button next time you turn on the projector if you usually project the same input source.

Sophisticated Functions

Secure, Anti-Theft Features

The PT-LB10VU is designed with effective anti-theft features, including a User Password, Control Panel Lock and Text Superimposing. It also has a security lock slot compatible with the Kensington MicroSaver® cable.


Projector AI

It automatically adjusts the lamp power to the optimum level to match the characteristics of the picture in real time. The result is increased dynamic range for higher contrast.

Index Window

Any image in the presentation, RGB or video input,

can be frozen, and displayed on the left or right side of the screen as an Index Window, while the display of subsequent images continues on the other side.



Auto Power Off

This lets you specify a time (from 15 to 60 minutes, in 5-minute steps) after which the projector automatically enters standby mode if unused.

More Valuable Features

- Automatic input signal detector
- HDTV compatibility
- Full compatibility with sRGB color space for accurate color reproduction (in natural mode)
- Color temperature selection (standard/high/ low)
- Picture mode selection (standard/dynamic/ natural)
- Still mode
- 3x digital zoom
- Freeze
- Shutter function for image and sound muting
- Selectable 8-language on-screen menu (English, German, French, Spanish, Italian, Russian, Chinese, Korean)
- Discrete S-Video and video inputs allow connection of two DVD/video sources at a time
- Card remote control
- Ceiling mountable (option)
- Lamp power high/low selection
- Fan control for high elevations (above 4,600 feet/1,400 m)
- Temperature warning indication
- Lamp replacement warning indication

Ecology-Conscious Design

Panasonic works from every angle to minimize environmental impact in the product design, production and delivery processes, and in the performance of the product itself over its life cycle. The PT-LB10VU reflects the following ecological considerations.

- Lead-free solder is used to mount components to the printed circuit boards.
- No halogenated flame retardants are used in the cabinet.
- No styrofoam is used in the packing materials.
- Lead-free glass is used for the lens.
- The packing case and operating manual are made from recycled paper.


Direct Power Off



When the presentation is done, just unplug the power cord, pack up and go. The projector continues cooling even after you pull the plug, so you can move quickly from one site to the next.

Separate power supply for cooling fan and control circuit

Rear View



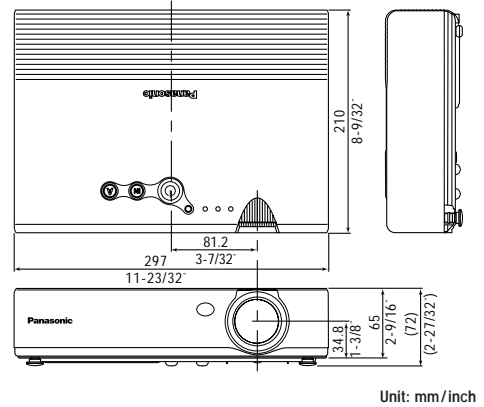
Specifications

Power supply	100–240 V AC, 50/60 Hz
Power consumption	220 W (6 W in standby mode with fan stopped)
Optical system	Dichroic mirror separation/prism synthesis system
LCD panel	
Panel size	0.7" diagonal with micro lens array (4:3 aspect ratio)
Display method	Transparent LCD panel (x 3, R/G/B)
Drive method	Active matrix
Pixels	786,432 (1,024 x 768) x 3, total of 2,359,296 pixels
Pixel configuration	Stripe
Lens	Manual zoom/focus lens (1:1–1:1.2), F 2.0–2.3, f 22.0–26.2 mm
Lamp	155 W UHM™ lamp
Colors	Full color (16,777,216 colors)
Brightness	1600 lumens
Uniformity	90%
Contrast	400:1*1 (full on/full off)
Scanning frequency	
RGB	Horizontal: 15–91 kHz, Vertical: 50–85 Hz
YPbPr	480i (525i): fh 15.75 kHz; fv 60 Hz 576i (625i): fh 15.63 kHz; fv 50 Hz 480p (525p): fh 31.5 kHz; fv 60 Hz 576p (625p): fh 31.25 kHz; fv 50 Hz 720p (750p): fh 45 kHz; fv 60 Hz 1080i (1125i): fh 33.75 kHz; fv 60 Hz 1080i (1125i): fh 28.125 kHz; fv 50 Hz
S-Video/Video	NTSC, NTSC4.43, PAL-M, PAL60: fh 15.75 kHz; fv 60 Hz PAL, SECAM, PAL-N: fh 15.63 kHz; fv 50 Hz
Projection size	33–300 inches (838–7,620 mm) diagonally
Throw distance	3.7–36.1' (1.1–11.0 m)
Optical axis shift	6:1 (fixed)
Screen aspect ratio	4:3
Keystone correction range	Vertical: approx. ±30°
On-screen menu	8 languages: English, French, German, Spanish, Italian, Chinese, Korean, Russian
Installation	Ceiling/desk, front/rear (menu selection)
Built-in speakers	1.0 W (monaural) output power

Terminals	
RGB IN	D-sub HD 15-pin x 1 G: 0.7 Vp-p (1.0 Vp-p for Sync on G), 75 Ω; R, B: 0.7 Vp-p, 75 Ω HD, VD, SYNC: TTL, high impedance (positive/negative polarity)
RGB signal	Y: 1.0 Vp-p (including sync signal), 75 Ω; Pb, Pr: 0.7 Vp-p, 75 Ω
YPbPr signal	D-sub HD 15-pin x 1 G: 0.7 Vp-p (1.0 Vp-p for Sync on G), 75 Ω; R, B: 0.7 Vp-p, 75 Ω HD, VD, SYNC: TTL, high impedance (positive/negative polarity)
RGB OUT	Y: 1.0 Vp-p (including sync signal), 75 Ω; Pb, Pr: 0.7 Vp-p, 75 Ω
RGB signal	D-sub HD 15-pin x 1 G: 0.7 Vp-p (1.0 Vp-p for Sync on G), 75 Ω; R, B: 0.7 Vp-p, 75 Ω HD, VD, SYNC: TTL, high impedance (positive/negative polarity)
YPbPr signal	Y: 1.0 Vp-p (including sync signal), 75 Ω; Pb, Pr: 0.7 Vp-p, 75 Ω
VIDEO IN	RCA pin x 1, 1.0 Vp-p, 75 Ω
S-VIDEO IN	Mini DIN 4-pin x 1, Y: 1.0 Vp-p, C: 0.286 Vp-p, 75 Ω
AUDIO IN	RCA (L, R) x 1, 0.5 Vrms, for RGB/VIDEO/S-VIDEO
SERIAL	Mini DIN 8-pin x 1 (RS-232C) 6.7' (2 m)
Power cord length	6.7' (2 m)
Cabinet material	ABS/PC
Dimensions (W x H x D)	11-23/32" x 2-9/16" x 8-9/32" (297 x 65 x 210 mm)*2 4.7 lbs. (2.1 kg)
Weight	
Operating environment	
Temperature	32°–104°F (0°–40°C)
Humidity	20%–80% (no condensation)
Remote control unit	
Power supply	3 V DC (Lithium CR2025 battery x 1)
Operation range*3	Approx. 23 feet (7 m) when operated from directly in front of the signal receptor
Dimensions (W x H x D)	1-9/16" x 3-3/8" x 1/4" (40 x 86 x 6.5 mm)
Weight	0.6 oz. (18 g) (including a battery)
Supplied accessories	<ul style="list-style-type: none"> • Card-type remote control • Battery for remote control • Power cord • VGA cable • Carrying bag
Optional accessories	<ul style="list-style-type: none"> ET-LAB10 Replacement lamp unit ET-PKC80 Ceiling mount bracket ET-RM300 Full-function wireless remote control ET-ADSER Serial adapter (DIN 8-pin/D-sub 9-pin)

*1: In All mode.
*2: Height including protruding parts and legs: 2-27/32" (72 mm).
*3: Operation range differs depending on the environment.

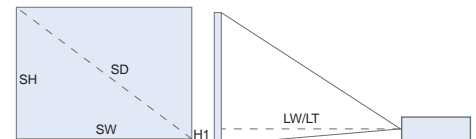
Dimensions



Unit: mm/inch

Projection Distance

Diagonal image size (4:3 aspect ratio)	Distance to screen		Height from the edge of screen to center of lens
	min.	max.	
33' / 0.84 m / 2.7'	–	1.1 m / 3.6'	8 cm / 3.1"
40' / 1.02 m / 3.3'	1.2 m / 3.9'	1.4 m / 4.6'	9 cm / 3.5"
50' / 1.27 m / 4.2'	1.5 m / 4.9'	1.8 m / 5.9'	11 cm / 4.3"
60' / 1.52 m / 4.9'	1.8 m / 5.9'	2.1 m / 6.9'	14 cm / 5.5"
70' / 1.78 m / 5.8'	2.1 m / 6.9'	2.5 m / 8.3'	16 cm / 6.3"
80' / 2.03 m / 6.7'	2.4 m / 7.9'	2.9 m / 9.5'	18 cm / 7.1"
90' / 2.29 m / 7.5'	2.8 m / 9.2'	3.2 m / 10.5'	20 cm / 7.9"
100' / 2.54 m / 8.3'	3.0 m / 9.8'	3.6 m / 11.8'	22 cm / 8.7"
120' / 3.05 m / 10.0'	3.7 m / 12.1'	4.3 m / 14.1'	26 cm / 10.2"
150' / 3.81 m / 12.5'	4.6 m / 15.1'	5.4 m / 17.7'	33 cm / 13.0"
200' / 5.08 m / 16.7'	6.1 m / 20.0'	7.3 m / 24.0'	44 cm / 17.3"
250' / 6.35 m / 20.8'	7.6 m / 24.9'	9.1 m / 29.9'	55 cm / 21.7"
300' / 7.62 m / 25.0'	9.2 m / 30.2'	11.0 m / 36.1'	66 cm / 26.0"



SD: Diagonal image size
SH: Height of projected image
SW: Width of Projected image
LW: Minimum projection distance
LT: Maximum projection distance
H1: Height from the edge of screen to center of lens

Panasonic®

Panasonic Broadcast & Television Systems Company
Presentation Systems Group
1 888 843 9788
www.panasonic.com/projectors

Headquarters
1 Panasonic Way, 4E-7
Secaucus, NJ 07094
201 348 5300

Panasonic Canada Inc.
5770 Ambler Drive
Mississauga, Ontario
Canada L4W 2T3
905 624 5010

Please contact Panasonic or your dealer for a demonstration.



Weights and dimensions shown are approximate. Specifications are subject to change without notice. This product may be subject to export control regulations. UHM is a trademark of Matsushita Electric Industrial Co., Ltd. VGA and YGA are trademarks of International Business Machines Corporation. Windows and PowerPoint are either registered trademarks or trademarks of Microsoft Corporation in the United States and/or other countries. All other trademarks are the property of their respective trademark owners. Projection images simulated.
PT-LB10VU1-04PRT12K Printed in Japan.